

### Luminaire Photograph



Light Output Ratio:	64.0%	
Luminaire Power:	14.51 W	
SHR Nominal:	0.75	Calculated using the TM5
SHR Maximum:	0.85	fine grid method.

C Range: 0 - 360DEG  
C Interval: 30.0DEG  
Test Speed: HIGH  
Temperature: 25.3 °C  
Operators: Zoe  
Test Date: 2023-2-25

Range: 0 - 180DEG  
Interval: 1.0DEG  
Test System: EVERFINE GO-SPEX500\_V1 SYSTEM V2.00.416  
Humidity: 65.0%  
Test Distance: 3.160m [K=1.0000]  
Remarks: LAMP: CLU028-1204C4-303H5M3-F1 Ra:90  
LENS: PM-1082C 50R  
DRIVER: 9290 028 088 350mA  
30minutes warm-up

## LUMINOUS INTENSITY DISTRIBUTION DIAGRAM

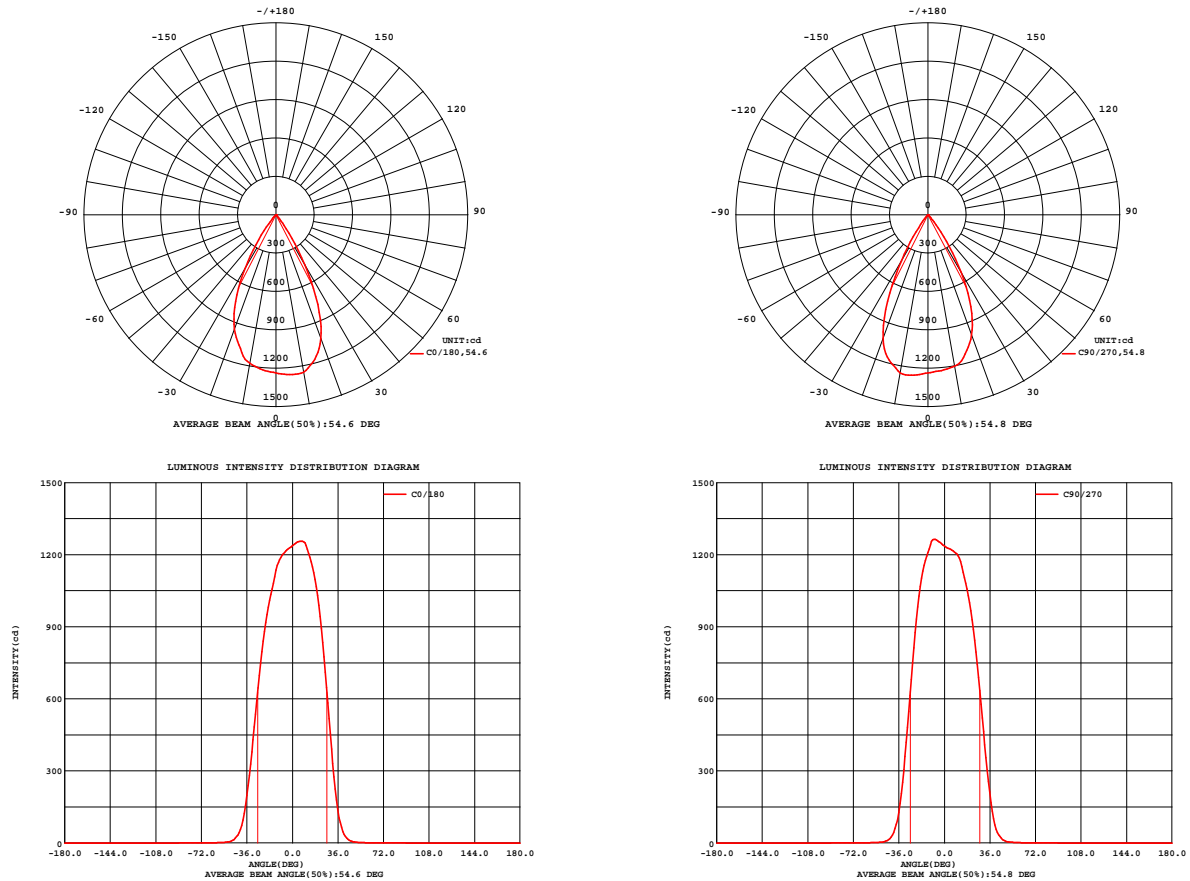


Fig. C0/C180

Fig. C90/C270

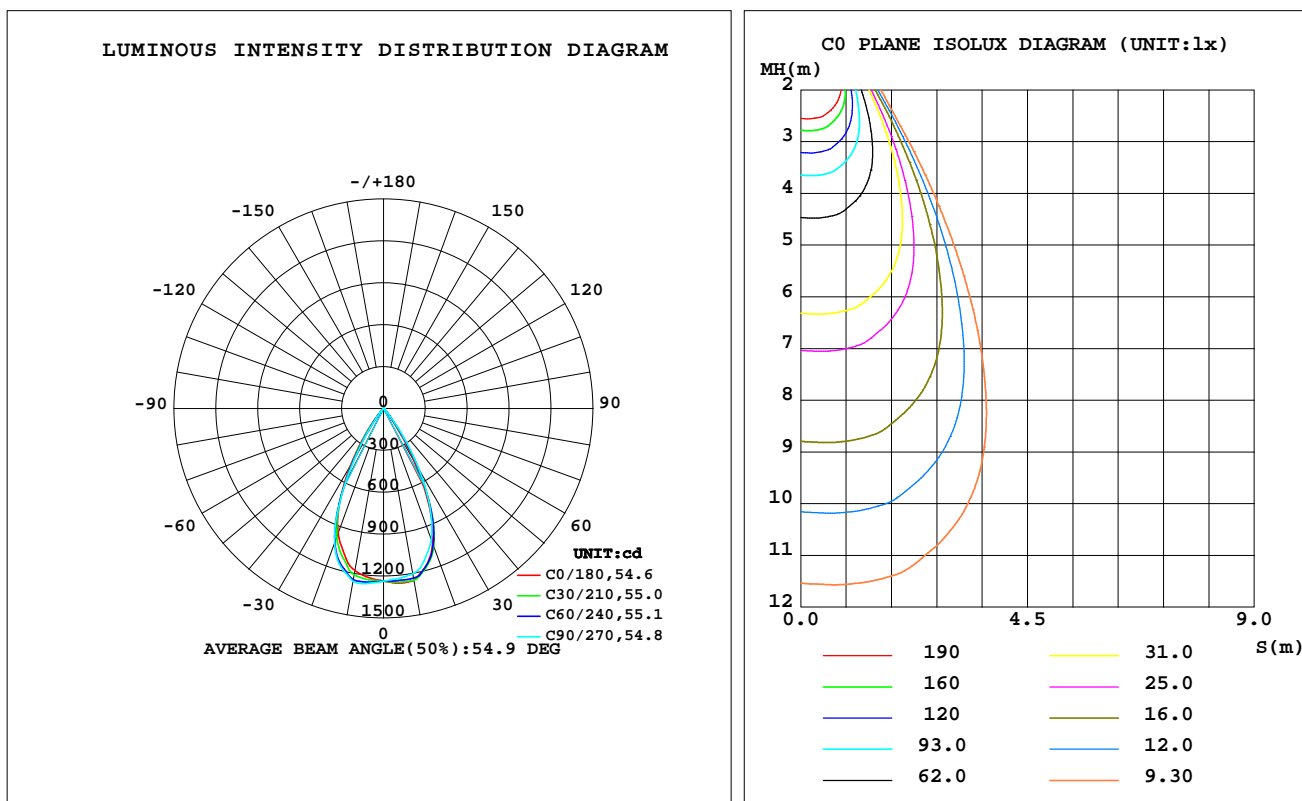
C Range: 0 - 360DEG  
C Interval: 30.0DEG  
Test Speed: HIGH  
Temperature:25.3℃  
Operators:Zoe  
Test Date:2023-2-25

Range: 0 - 180DEG  
Interval: 1.0DEG  
Test System:EVERFINE GO-SPEX500\_V1 SYSTEM V2.00.416  
Humidity:65.0%  
Test Distance:3.160m [K=1.0000]  
Remarks: LAMP:CLU028-1204C4-303H5M3-F1 Ra:90  
LENS:PM-1082C 50R  
DRIVER: 9290 028 088 350mA  
30minutes warm-up

## LUMINAIRE PHOTOMETRIC TEST REPORT

Test:U:220.28V I:0.0669A P:14.510W PF:0.9824 Freq:49.99Hz Lamp Flux:1463.29x1 lm		
NAME: 2218.217F-ACOT-70	TYPE:	WEIGHT:
SPEC.: 3000K	DIM.:	SERIAL No.: 2302250212
MFR.: RISE	SUR.: 0.003737385m2	Shielding Angle:

DATA OF LAMP		PHOTOMETRIC DATA Eff: 64.51 lm/W			
MODEL	CITIZEN	Imax(cd)	1267	S/MH(C0/180)	0.82
NOMINAL POWER(W)	15	LOR(%)	64.0	S/MH(C90/270)	0.79
RATED VOLTAGE(V)	220	TOTAL FLUX(lm)	936.03	UP,DN(C0-180)	0.0,32.6
NOMINAL FLUX(lm)	1463.29	CIE CLASS	DIRECT	UP,DN(C180-360)	0.0,31.4
LAMPS INSIDE	1	up(%)	0.0	CIBSE SHR NOM	0.75
TEST VOLTAGE(V)	220	down(%)	64.0	CIBSE SHR MAX	0.85



C Range: 0 - 360DEG  
C Interval: 30.0DEG  
Test Speed: HIGH  
Temperature:25.3℃  
Operators:Zoe  
Test Date:2023-2-25

Range: 0 - 180DEG  
Interval: 1.0DEG  
Test System:EVERFINE GO-SPEX500\_V1 SYSTEM V2.00.416  
Humidity:65.0%  
Test Distance:3.160m [K=1.0000]  
Remarks: LAMP:CLU028-1204C4-303H5M3-F1 Ra:90  
LENS:PM-1082C 50R  
DRIVER: 9290 028 088 350mA  
30minutes warm-up

## ZONAL FLUX DIAGRAM

### ZONAL FLUX DIAGRAM:

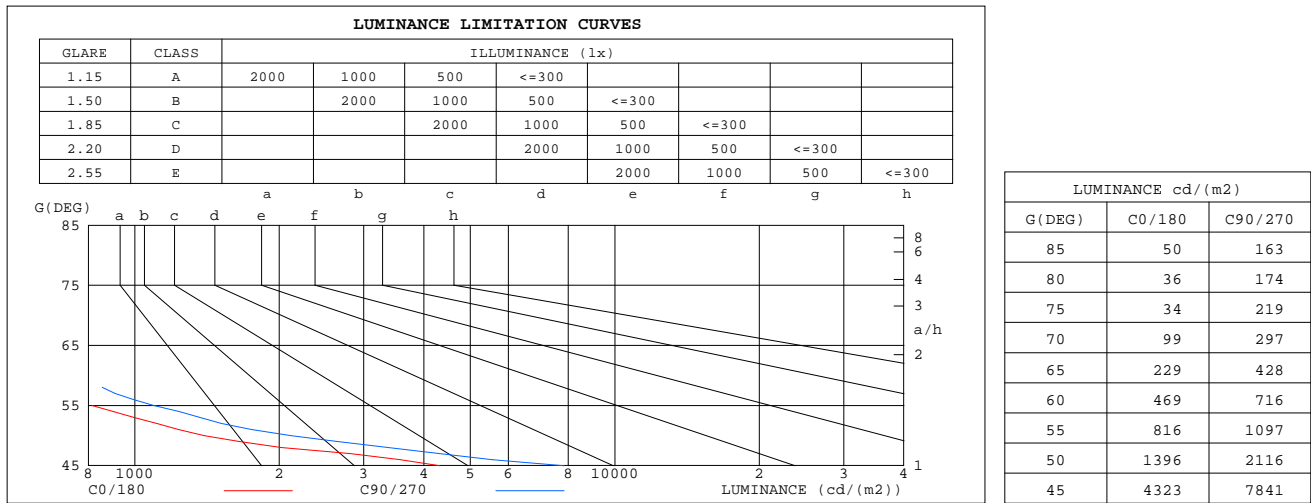
	C0	C45	C90	C135	C180	C225	C270	C315		zone	total	%lum,lamp
10	1250	1241	1202	1171	1178	1227	1256	1257	0- 10	117.7	117.7	12.6,8.04
20	1030	1048	999.7	948.6	951.0	999.6	1028	1037	10- 20	318.3	436.0	46.6,29.8
30	453.1	501.5	520.7	505.6	482.8	442.4	418.8	440.4	20- 30	343.4	779.4	83.3,53.3
40	47.46	62.30	74.77	78.27	72.45	57.98	43.56	44.11	30- 40	138.4	917.9	98.1,62.7
50	3.353	4.170	5.082	5.435	5.195	4.102	3.303	3.151	40- 50	15.33	933.2	99.7,63.8
60	0.8752	1.124	1.338	1.354	1.290	1.171	0.9825	0.9111	50- 60	2.016	935.2	99.9,63.9
70	0.1261	0.3080	0.3795	0.3713	0.2103	0.3633	0.3216	0.2626	60- 70	0.6054	935.8	100,64
80	0.0236	0.0871	0.1131	0.1068	0.0297	0.1092	0.0984	0.0687	70- 80	0.1791	936.0	100,64
90	0	0	0	0	0	0	0	0	80- 90	0.0438	936.0	100,64
100	0	0	0	0	0	0	0	0	90-100	0	936.0	100,64
110	0	0	0	0	0	0	0	0	100-110	0	936.0	100,64
120	0	0	0	0	0	0	0	0	110-120	0	936.0	100,64
130	0	0	0	0	0	0	0	0	120-130	0	936.0	100,64
140	0	0	0	0	0	0	0	0	130-140	0	936.0	100,64
150	0	0	0	0	0	0	0	0	140-150	0	936.0	100,64
160	0	0	0	0	0	0	0	0	150-160	0	936.0	100,64
170	0	0	0	0	0	0	0	0	160-170	0	936.0	100,64
180	0	0	0	0	0	0	0	0	170-180	0	936.0	100,64
DEG	LUMINOUS INTENSITY:cd									UNIT:lm		

C Range: 0 - 360DEG  
C Interval: 30.0DEG  
Test Speed: HIGH  
Temperature:25.3℃  
Operators:Zoe  
Test Date:2023-2-25

Range: 0 - 180DEG  
Interval: 1.0DEG  
Test System:EVERFINE GO-SPEX500\_V1 SYSTEM V2.00.416  
Humidity:65.0%  
Test Distance:3.160m [K=1.0000]  
Remarks: LAMP:CLU028-1204C4-303H5M3-F1 Ra:90  
LENS:PM-1082C 50R  
DRIVER: 9290 028 088 350mA  
30minutes warm-up

### LUMINANCE LIMITATION CURVES

Test:U:220.28V I:0.0669A P:14.510W PF:0.9824 Freq:49.99Hz Lamp Flux:1463.29x1 lm		
NAME: 2218.217F-ACOT-70	TYPE:	WEIGHT:
SPEC.: 3000K	DIM.:	SERIAL No.: 2302250212
MFR.: RISE	SUR.: 0.003737385m2	Shielding Angle:



C Range: 0 - 360DEG  
C Interval: 30.0DEG  
Test Speed: HIGH  
Temperature:25.3℃  
Operators:Zoe  
Test Date:2023-2-25

Range: 0 - 180DEG  
Interval: 1.0DEG  
Test System:EVERFINE GO-SPEX500\_V1 SYSTEM V2.00.416  
Humidity:65.0%  
Test Distance:3.160m [K=1.0000]  
Remarks: LAMP:CLU028-1204C4-303H5M3-F1 Ra:90  
LENS:PM-1082C 50R  
DRIVER: 9290 028 088 350mA  
30minutes warm-up

## CU AND LUMINAIRE BUDGETARY ESTIMATE DIAGRAM

Test:U:220.28V I:0.0669A P:14.510W PF:0.9824 Freq:49.99Hz  
Lamp Flux:1463.29x1 lm

NAME: 2218.217F-ACOT-70

TYPE:

WEIGHT:

SPEC.: 3000K

DIM.:

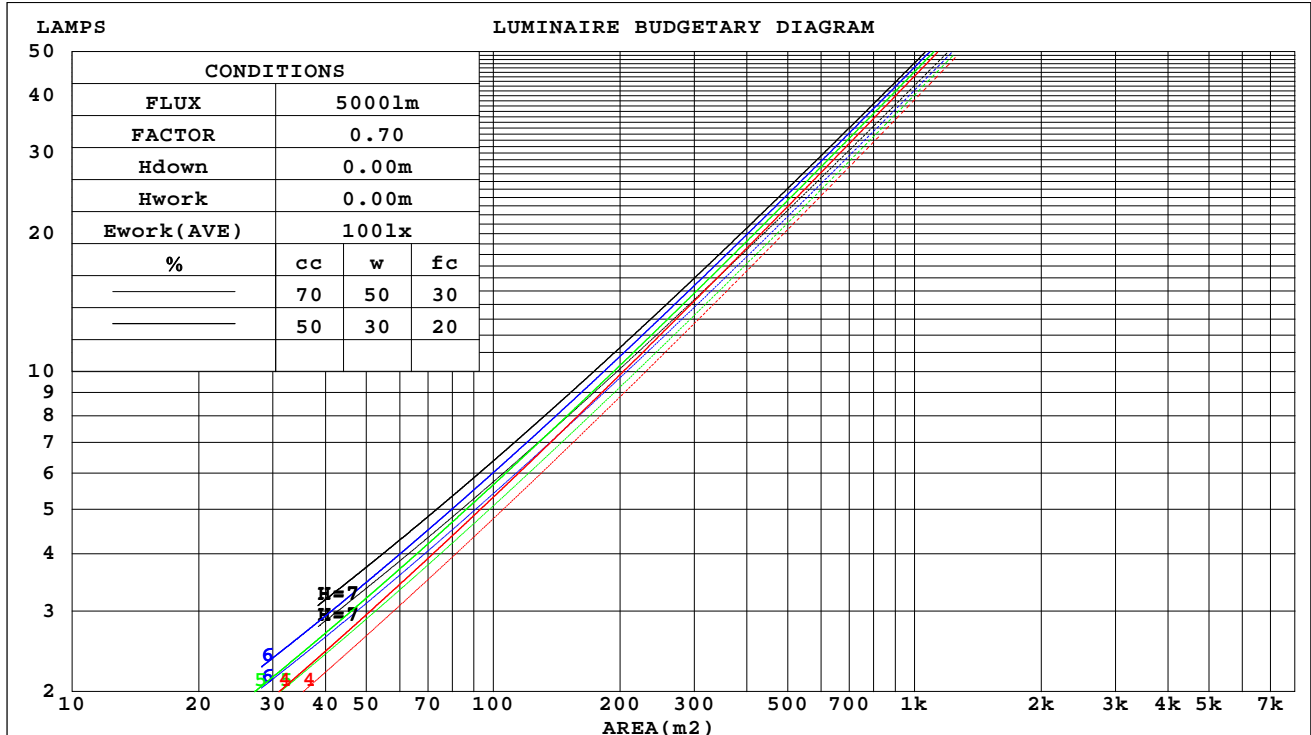
SERIAL No.: 2302250212

MFR.: RISE

SUR.: 0.003737385m2

Shielding Angle:

cc	80%			70%			50%			30%			10%			0
w	50%	30%	10%	50%	30%	10%	50%	30%	10%	50%	30%	10%	50%	30%	10%	0
fc	20%			20%			20%			20%			20%			0
RCR	RCR:Room Cavity Ratio															



C Range: 0 - 360DEG  
C Interval: 30.0DEG  
Test Speed: HIGH  
Temperature:25.3℃  
Operators:Zoe  
Test Date:2023-2-25

Range: 0 - 180DEG  
Interval: 1.0DEG  
Test System:EVERFINE GO-SPEX500\_V1 SYSTEM V2.00.416  
Humidity:65.0%  
Test Distance:3.160m [K=1.0000]  
Remarks: LAMP:CLU028-1204C4-303H5M3-F1 Ra:90  
LENS:PM-1082C 50R  
DRIVER: 9290 028 088 350mA  
30minutes warm-up

### WEC AND CCEC

Test:U:220.28V I:0.0669A P:14.510W PF:0.9824 Freq:49.99Hz Lamp Flux:1463.29x1 lm		
NAME: 2218.217F-ACOT-70	TYPE:	WEIGHT:
SPEC.: 3000K	DIM.:	SERIAL No.: 2302250212
MFR.: RISE	SUR.: 0.003737385m2	Shielding Angle:

cc	80%			70%			50%			30%			10%			0	
w	50%	30%	10%	50%	30%	10%	50%	30%	10%	50%	30%	10%	50%	30%	10%	0	
fc	20%			20%			20%			20%			20%			0	
RCR	RCR:Room Cavity Ratio						Wall Exitance Coefficients(WEC)										
0.0																	
1.0	.106	.060	.019	.101	.058	.018	.093	.054	.017	.086	.050	.016	.079	.046	.015		
2.0	.100	.055	.017	.097	.053	.016	.090	.050	.016	.084	.047	.015	.078	.044	.014		
3.0	.095	.051	.015	.092	.050	.015	.087	.047	.014	.081	.045	.014	.077	.042	.013		
4.0	.091	.047	.014	.088	.046	.014	.083	.044	.013	.079	.042	.013	.075	.041	.012		
5.0	.087	.044	.013	.084	.043	.013	.080	.042	.012	.076	.040	.012	.073	.039	.012		
6.0	.083	.042	.012	.081	.041	.012	.077	.040	.012	.074	.038	.011	.070	.037	.011		
7.0	.079	.039	.011	.078	.039	.011	.074	.038	.011	.071	.037	.011	.068	.036	.010		
8.0	.076	.037	.010	.075	.037	.010	.072	.036	.010	.069	.035	.010	.066	.034	.010		
9.0	.073	.035	.010	.072	.035	.010	.069	.034	.010	.067	.033	.010	.064	.033	.009		
10.0	.070	.034	.009	.069	.033	.009	.067	.033	.009	.065	.032	.009	.062	.031	.009		

cc	80%			70%			50%			30%			10%			0
w	50%	30%	10%	50%	30%	10%	50%	30%	10%	50%	30%	10%	50%	30%	10%	0
fc	20%			20%			20%			20%			20%			0
RCR	RCR:Room Cavity Ratio			Ceiling Cavity Exitance Coefficients(CCEC)												
0.0	.122	.122	.122	.104	.104	.104	.071	.071	.071	.041	.041	.041	.013	.013	.013	
1.0	.109	.101	.093	.093	.086	.080	.064	.059	.056	.037	.034	.032	.012	.011	.010	
2.0	.099	.085	.073	.085	.073	.063	.058	.050	.044	.033	.029	.026	.011	.010	.008	
3.0	.090	.073	.058	.077	.063	.051	.053	.044	.036	.031	.025	.021	.010	.008	.007	
4.0	.083	.063	.048	.072	.054	.041	.049	.038	.029	.028	.022	.017	.009	.007	.006	
5.0	.078	.056	.039	.067	.048	.034	.046	.034	.024	.027	.020	.014	.009	.006	.005	
6.0	.073	.049	.033	.063	.043	.029	.043	.030	.020	.025	.018	.012	.008	.006	.004	
7.0	.069	.045	.028	.059	.039	.024	.041	.027	.017	.024	.016	.010	.008	.005	.003	
8.0	.065	.041	.024	.056	.035	.021	.039	.025	.015	.022	.015	.009	.007	.005	.003	
9.0	.062	.037	.021	.053	.032	.018	.037	.023	.013	.021	.013	.008	.007	.004	.003	
10.0	.059	.034	.018	.051	.030	.016	.035	.021	.011	.021	.012	.007	.007	.004	.002	

C Range: 0 - 360DEG  
C Interval: 30.0DEG  
Test Speed: HIGH  
Temperature:25.3℃  
Operators:Zoe  
Test Date:2023-2-25

Range: 0 - 180DEG  
Interval: 1.0DEG  
Test System:EVERFINE GO-SPEX500\_V1 SYSTEM V2.00.416  
Humidity:65.0%  
Test Distance:3.160m [K=1.0000]  
Remarks: LAMP:CLU028-1204C4-303H5M3-F1 Ra:90  
LENS:PM-1082C 50R  
DRIVER: 9290 028 088 350mA  
30minutes warm-up

## UGR(Unified Glare Rating) Table

Test:U:220.28V I:0.0669A P:14.510W PF:0.9824 Freq:49.99Hz Lamp Flux:1463.29x1 lm										
NAME: 2218.217F-ACOT-70					TYPE:			WEIGHT:		
SPEC.: 3000K					DIM.:			SERIAL No.: 2302250212		
MFR.: RISE					SUR.: 0.003737385m2			Shielding Angle:		
ceiling/cavity	0.7	0.7	0.5	0.5	0.3	0.7	0.7	0.5	0.5	0.3
walls	0.5	0.3	0.5	0.3	0.3	0.5	0.3	0.5	0.3	0.3
working plane	0.2	0.2	0.2	0.2	0.2	0.2	0.2	0.2	0.2	0.2
Room dimensions	Viewed crosswise					Viewed endwise				
x = 2H y = 2H	15.3	16.2	15.5	16.3	16.5	16.3	17.2	16.5	17.3	17.5
3H	15.1	15.9	15.4	16.1	16.3	16.1	16.9	16.4	17.1	17.3
4H	15.0	15.8	15.3	16.0	16.2	16.0	16.8	16.3	17.0	17.2
6H	14.9	15.7	15.2	15.9	16.1	15.9	16.7	16.2	16.9	17.1
8H	14.9	15.6	15.2	15.8	16.1	15.9	16.6	16.2	16.8	17.1
12H	14.9	15.5	15.2	15.8	16.0	15.9	16.5	16.2	16.8	17.0
4H 2H	15.0	15.8	15.3	16.0	16.2	16.0	16.8	16.3	17.0	17.2
3H	14.9	15.5	15.2	15.8	16.0	15.9	16.5	16.2	16.8	17.0
4H	14.8	15.4	15.1	15.6	16.0	15.8	16.4	16.1	16.7	17.0
6H	14.7	15.2	15.0	15.5	15.9	15.7	16.2	16.0	16.5	16.9
8H	14.6	15.1	15.0	15.4	15.8	15.6	16.1	16.0	16.4	16.8
12H	14.6	15.0	15.0	15.4	15.8	15.6	16.0	16.0	16.4	16.8
8H 4H	14.6	15.1	15.0	15.4	15.8	15.6	16.1	16.0	16.4	16.8
6H	14.5	14.9	14.9	15.3	15.7	15.5	15.9	15.9	16.3	16.7
8H	14.5	14.8	14.9	15.2	15.7	15.5	15.8	15.9	16.2	16.7
12H	14.4	14.7	14.9	15.1	15.6	15.4	15.7	15.9	16.1	16.6
12H 4H	14.6	15.0	15.0	15.4	15.8	15.6	16.0	16.0	16.4	16.8
6H	14.5	14.8	14.9	15.2	15.7	15.5	15.8	15.9	16.2	16.7
8H	14.4	14.7	14.9	15.1	15.6	15.4	15.7	15.9	16.1	16.6
Variations with the observer position at spacings(CIE Pub.117):										
S = 1.0H	+ 3.9 / -17.7					+ 4.8 / -18.3				
1.5H	+ 6.6 / -14.8					+ 7.5 / -16.2				
2.0H	+ 6.7 / - 7.4					+ 8.4 / - 8.4				

CIE Pub.117, 1463 lm Total Lamp Luminous Flux Correct (8log(F/F0) = 1.3)  
Area: 0.00373738 m2

C Range: 0 - 360DEG  
C Interval: 30.0DEG  
Test Speed: HIGH  
Temperature:25.3℃  
Operators:Zoe  
Test Date:2023-2-25

Range: 0 - 180DEG  
Interval: 1.0DEG  
Test System:EVERFINE GO-SPEX500\_V1 SYSTEM V2.00.416  
Humidity:65.0%  
Test Distance:3.160m [K=1.0000]  
Remarks: LAMP:CLU028-1204C4-303H5M3-F1 Ra:90  
LENS:PM-1082C 50R  
DRIVER: 9290 028 088 350mA  
30minutes warm-up



### UTILIZATION FACTORS TABLE

Test:U:220.28V I:0.0669A P:14.510W PF:0.9824 Freq:49.99Hz Lamp Flux:1463.29x1 lm		
NAME: 2218.217F-ACOT-70	TYPE:	WEIGHT:
SPEC.: 3000K	DIM.:	SERIAL No.: 2302250212
MFR.: RISE	SUR.: 0.003737385m2	Shielding Angle:

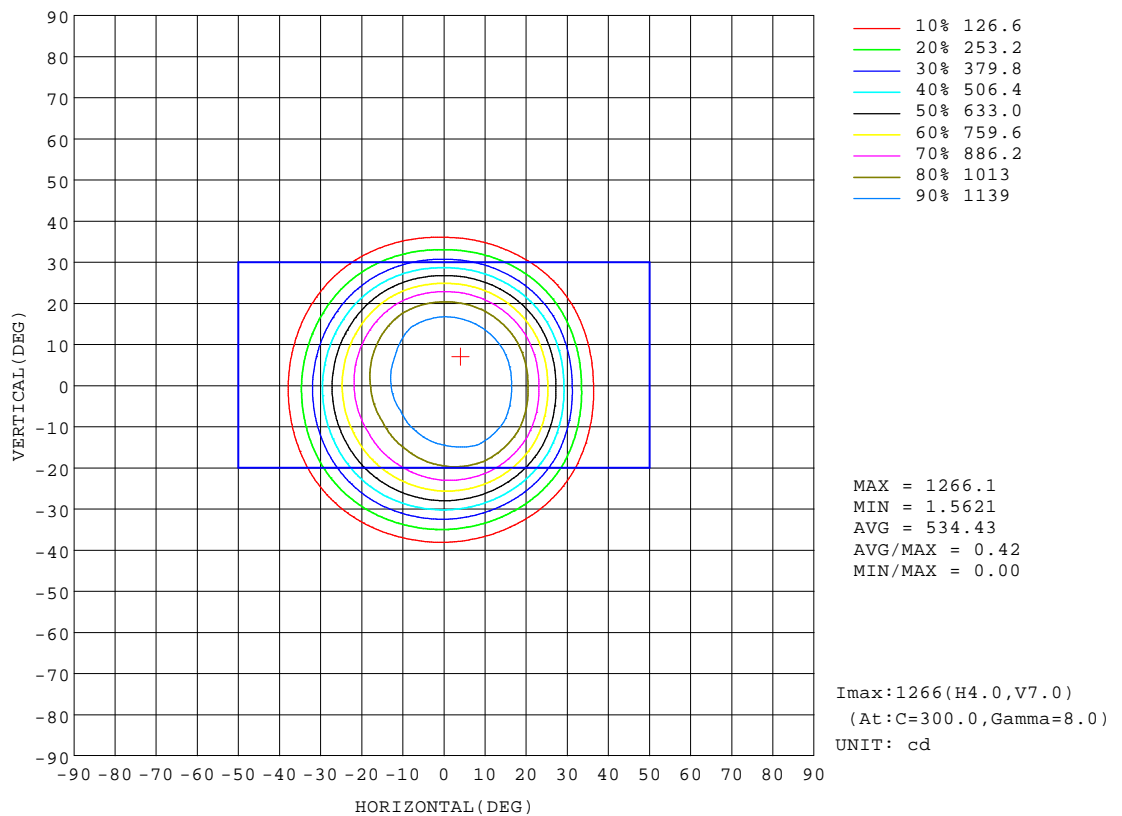
REFLECTANCE										
Ceiling	0.8	0.8	0.8	0.7	0.7	0.7	0.5	0.5	0.5	0
Walls	0.7	0.5	0.3	0.7	0.5	0.3	0.7	0.5	0.3	0
Working plane	0.2	0.2	0.2	0.2	0.2	0.2	0.2	0.2	0.2	0
ROOM INDEX	UTILIZATION FACTORS(PERCENT) $k(RI) \times RCR = 5$									
k = 0.60	58	54	52	57	54	52	57	54	52	50
0.80	62	59	57	62	59	57	61	58	56	54
1.00	65	62	59	64	61	59	63	61	59	57
1.25	67	64	62	66	64	62	65	63	61	59
1.50	69	66	64	68	65	64	67	65	63	60
2.00	70	68	66	69	67	65	68	66	64	61
2.50	71	69	67	70	68	67	68	67	65	62
3.00	72	70	68	71	69	68	69	67	66	62
4.00	73	72	70	72	71	69	70	69	68	63
5.00	74	73	72	73	71	71	70	69	69	64
ROOM INDEX	UF(total)									Direct
According to DIN EN 13032-2 2004			Suspended					SHRNOM = 1.25		

C Range: 0 - 360DEG  
C Interval: 30.0DEG  
Test Speed: HIGH  
Temperature:25.3℃  
Operators:Zoe  
Test Date:2023-2-25

Range: 0 - 180DEG  
Interval: 1.0DEG  
Test System:EVERFINE GO-SPEX500\_V1 SYSTEM V2.00.416  
Humidity:65.0%  
Test Distance:3.160m [K=1.0000]  
Remarks: LAMP:CLU028-1204C4-303H5M3-F1 Ra:90  
LENS:PM-1082C 50R  
DRIVER: 9290 028 088 350mA  
30minutes warm-up

## ISOCANDELA DIAGRAM

Test:U:220.28V I:0.0669A P:14.510W PF:0.9824 Freq:49.99Hz Lamp Flux:1463.29x1 lm		
NAME: 2218.217F-ACOT-70	TYPE:	WEIGHT:
SPEC.: 3000K	DIM.:	SERIAL No.: 2302250212
MFR.: RISE	SUR.: 0.003737385m2	Shielding Angle:

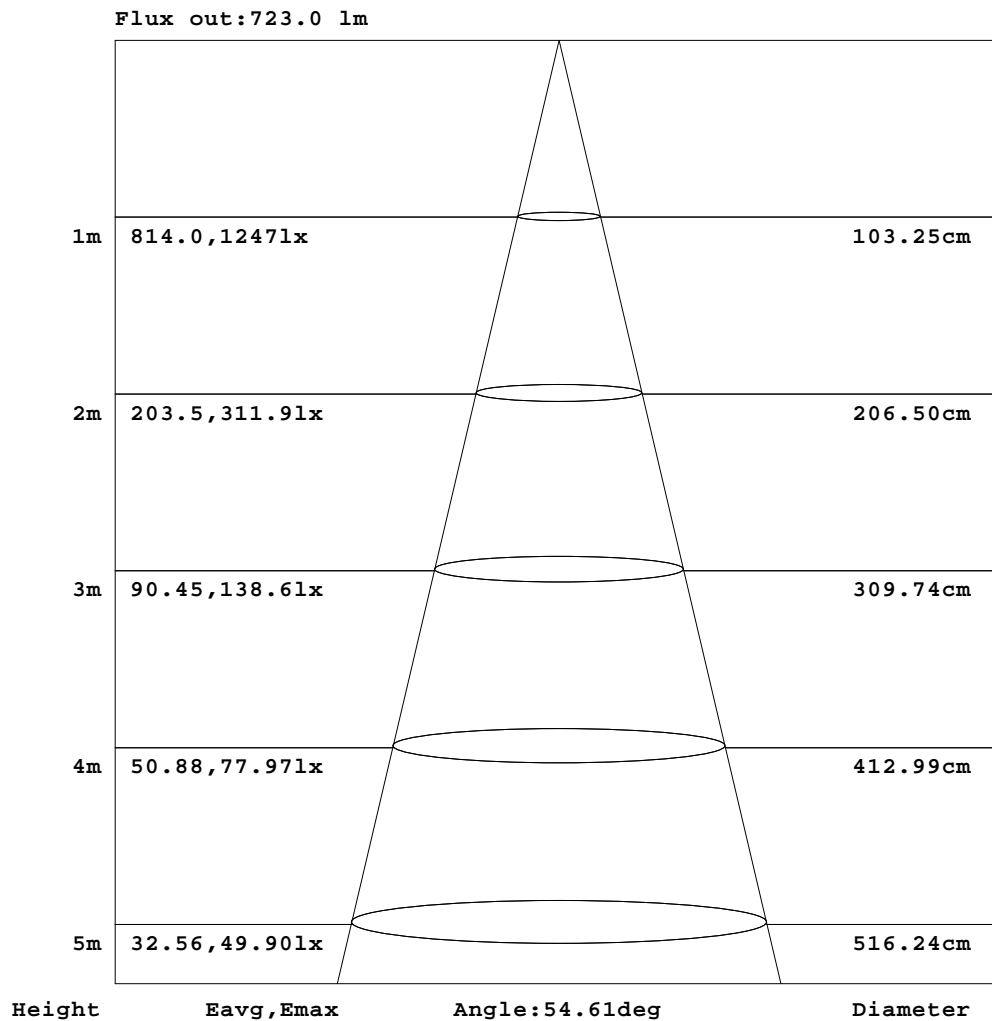


C Range: 0 - 360DEG  
C Interval: 30.0DEG  
Test Speed: HIGH  
Temperature:25.3℃  
Operators:Zoe  
Test Date:2023-2-25

Range: 0 - 180DEG  
Interval: 1.0DEG  
Test System:EVERFINE GO-SPEX500\_V1 SYSTEM V2.00.416  
Humidity:65.0%  
Test Distance:3.160m [K=1.0000]  
Remarks: LAMP:CLU028-1204C4-303H5M3-F1 Ra:90  
LENS:PM-1082C 50R  
DRIVER: 9290 028 088 350mA  
30minutes warm-up

## AAI Figure

Test:U:220.28V I:0.0669A P:14.510W PF:0.9824 Freq:49.99Hz Lamp Flux:1463.29x1 lm		
NAME: 2218.217F-ACOT-70	TYPE:	WEIGHT:
SPEC.: 3000K	DIM.:	SERIAL No.: 2302250212
MFR.: RISE	SUR.: 0.003737385m2	Shielding Angle:



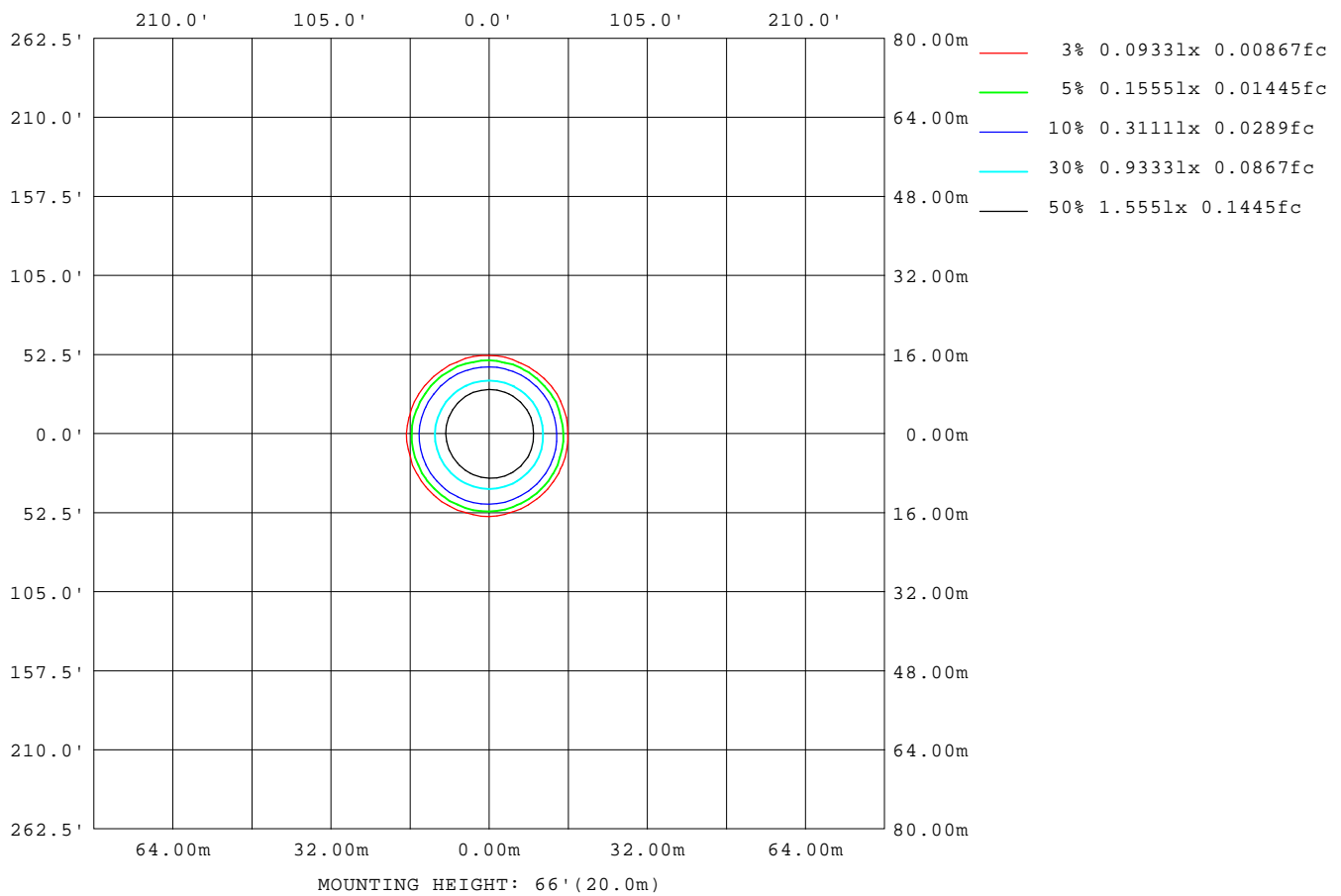
Note: The Curves indicate the illuminated area and the average illumination when the luminaire is at different distance.

C Range: 0 - 360DEG  
C Interval: 30.0DEG  
Test Speed: HIGH  
Temperature: 25.3 °C  
Operators: Zoe  
Test Date: 2023-2-25

Range: 0 - 180DEG  
Interval: 1.0DEG  
Test System: EVERFINE GO-SPEX500\_V1 SYSTEM V2.00.416  
Humidity: 65.0%  
Test Distance: 3.160m [K=1.0000]  
Remarks: LAMP: CLU028-1204C4-303H5M3-F1 Ra:90  
LENS: PM-1082C 50R  
DRIVER: 9290 028 088 350mA  
30minutes warm-up

## ISOLUX DIAGRAM

Test:U:220.28V I:0.0669A P:14.510W PF:0.9824 Freq:49.99Hz Lamp Flux:1463.29x1 lm		
NAME: 2218.217F-ACOT-70	TYPE:	WEIGHT:
SPEC.: 3000K	DIM.:	SERIAL No.: 2302250212
MFR.: RISE	SUR.: 0.003737385m2	Shielding Angle:



C Range: 0 - 360DEG  
C Interval: 30.0DEG  
Test Speed: HIGH  
Temperature:25.3℃  
Operators:Zoe  
Test Date:2023-2-25

Range: 0 - 180DEG  
Interval: 1.0DEG  
Test System:EVERFINE GO-SPEX500\_V1 SYSTEM V2.00.416  
Humidity:65.0%  
Test Distance:3.160m [K=1.0000]  
Remarks: LAMP:CLU028-1204C4-303H5M3-F1 Ra:90  
LENS:PM-1082C 50R  
DRIVER: 9290 028 088 350mA  
30minutes warm-up

## LED Avg.L Report

Test:U:220.28V I:0.0669A P:14.510W PF:0.9824 Freq:49.99Hz Lamp Flux:1463.29x1 lm		
NAME: 2218.217F-ACOT-70	TYPE:	WEIGHT:
SPEC.: 3000K	DIM.:	SERIAL No.: 2302250212
MFR.: RISE	SUR.: 0.003737385m2	Shielding Angle:

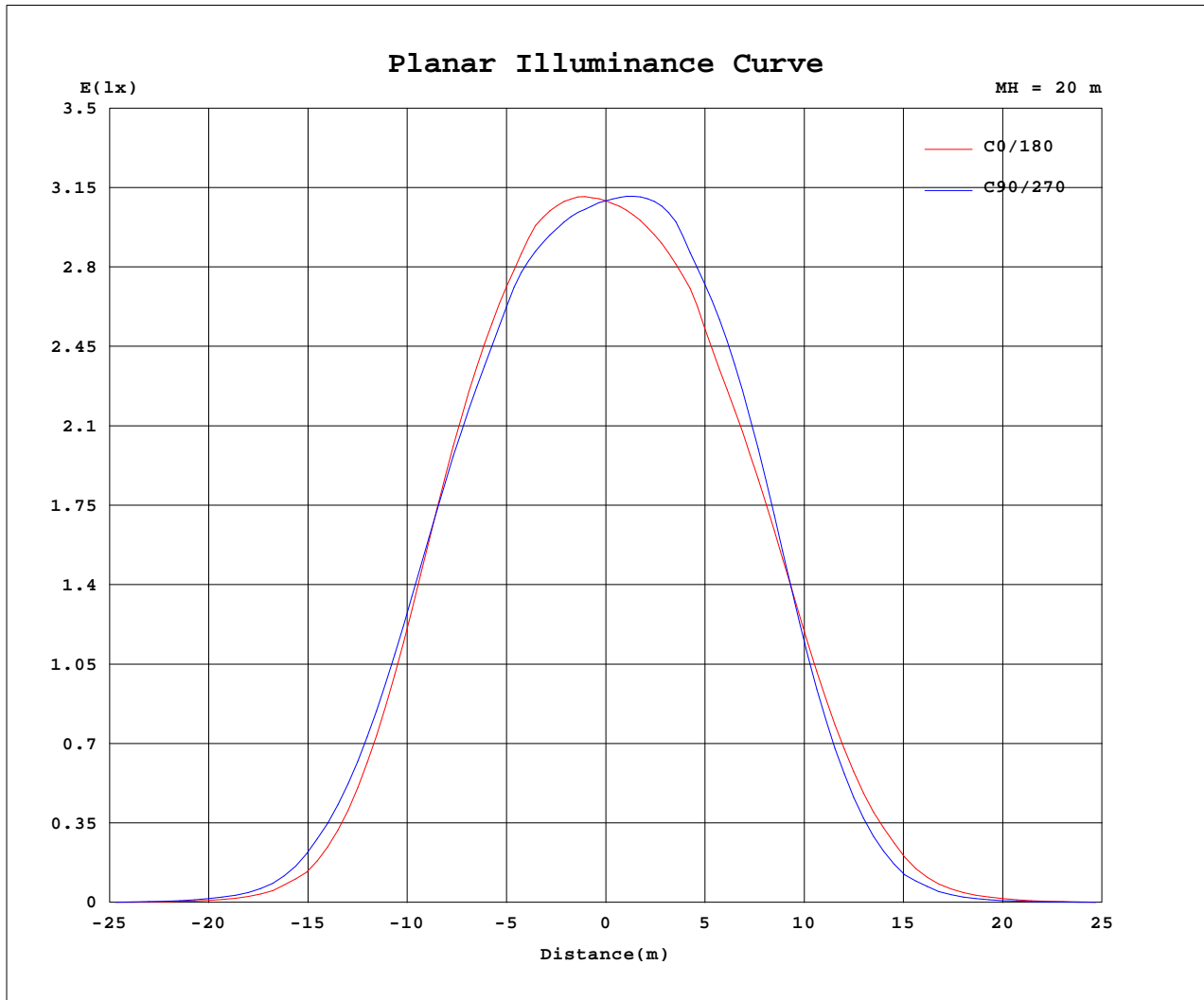
AvgL	cd/m2
L_0~180(65)av	286
L_0~180(75)av	40
L_0~180(85)av	58
L_90~270(65)av	390
L_90~270(75)av	204
L_90~270(85)av	149
L_45(65)av	378
L_45(75)av	191
L_45(85)av	128

Standard: GB/T 29293-2012

C Range: 0 - 360DEG  
C Interval: 30.0DEG  
Test Speed: HIGH  
Temperature:25.3℃  
Operators:Zoe  
Test Date:2023-2-25

Range: 0 - 180DEG  
Interval: 1.0DEG  
Test System:EVERFINE GO-SPEX500\_V1 SYSTEM V2.00.416  
Humidity:65.0%  
Test Distance:3.160m [K=1.0000]  
Remarks: LAMP:CLU028-1204C4-303H5M3-F1 Ra:90  
LENS:PM-1082C 50R  
DRIVER: 9290 028 088 350mA  
30minutes warm-up

## Planar Illuminance Curve



C Range: 0 - 360DEG  
 C Interval: 30.0DEG  
 Test Speed: HIGH  
 Temperature: 25.3 °C  
 Operators: Zoe  
 Test Date: 2023-2-25

Range: 0 - 180DEG  
 Interval: 1.0DEG  
 Test System: EVERFINE GO-SPEX500\_V1 SYSTEM V2.00.416  
 Humidity: 65.0%  
 Test Distance: 3.160m [K=1.0000]  
 Remarks: LAMP: CLU028-1204C4-303H5M3-F1 Ra:90  
 LENS: PM-1082C 50R  
 DRIVER: 9290 028 088 350mA  
 30minutes warm-up

## LUMINOUS DISTRIBUTION INTENSITY DATA

Test:U:220.28V I:0.0669A P:14.510W PF:0.9824 Freq:49.99Hz Lamp Flux:1463.29x1 lm		
NAME: 2218.217F-ACOT-70	TYPE:	WEIGHT:
SPEC.: 3000K	DIM.:	SERIAL No.: 2302250212
MFR.: RISE	SUR.: 0.003737385m2	Shielding Angle:

Table--1

UNIT: cd

C(DEG) (DEG)	0	30	60	90	120	150	180	210	240	270	300	330						
0	1237	1237	1237	1237	1237	1237	1237	1237	1237	1237	1237	1237						
5	1254	1247	1236	1223	1211	1207	1216	1231	1247	1257	1261	1260						
10	1250	1248	1233	1202	1175	1167	1178	1209	1245	1256	1257	1256						
15	1171	1179	1171	1127	1092	1075	1082	1114	1164	1176	1178	1179						
20	1030	1053	1042	1000	959	938	951	979	1021	1028	1035	1039						
25	775	809	808	794	766	747	748	744	756	747	763	779						
30	453	497	506	521	515	496	483	449	436	419	430	451						
35	179	219	230	255	257	251	239	204	187	164	161	176						
40	47.5	56.2	68.4	74.8	80.4	76.1	72.4	64.8	51.1	43.6	41.5	46.7						
45	11.4	13.3	15.7	20.7	18.3	21.1	20.7	16.0	12.9	10.4	9.75	10.8						
50	3.35	3.86	4.48	5.08	5.30	5.57	5.20	4.40	3.81	3.30	3.12	3.18						
55	1.75	1.90	2.17	2.35	2.43	2.45	2.36	2.23	2.02	1.81	1.75	1.72						
60	0.88	1.04	1.21	1.34	1.37	1.34	1.29	1.22	1.13	0.98	0.92	0.90						
65	0.36	0.52	0.61	0.68	0.69	0.67	0.54	0.64	0.62	0.56	0.50	0.47						
70	0.13	0.28	0.33	0.38	0.38	0.36	0.21	0.36	0.36	0.32	0.28	0.25						
75	0.03	0.15	0.18	0.21	0.21	0.19	0.04	0.20	0.21	0.18	0.14	0.13						
80	0.02	0.08	0.10	0.11	0.11	0.10	0.03	0.11	0.11	0.10	0.07	0.07						
85	0.02	0.03	0.04	0.05	0.05	0.05	0.02	0.05	0.05	0.04	0.03	0.03						
90	0.00	0.00	0.00	0.00	0.00	0.00	0.00	0.00	0.00	0.00	0.00	0.00						
95	0.00	0.00	0.00	0.00	0.00	0.00	0.00	0.00	0.00	0.00	0.00	0.00						
100	0.00	0.00	0.00	0.00	0.00	0.00	0.00	0.00	0.00	0.00	0.00	0.00						
105	0.00	0.00	0.00	0.00	0.00	0.00	0.00	0.00	0.00	0.00	0.00	0.00						
110	0.00	0.00	0.00	0.00	0.00	0.00	0.00	0.00	0.00	0.00	0.00	0.00						
115	0.00	0.00	0.00	0.00	0.00	0.00	0.00	0.00	0.00	0.00	0.00	0.00						
120	0.00	0.00	0.00	0.00	0.00	0.00	0.00	0.00	0.00	0.00	0.00	0.00						
125	0.00	0.00	0.00	0.00	0.00	0.00	0.00	0.00	0.00	0.00	0.00	0.00						
130	0.00	0.00	0.00	0.00	0.00	0.00	0.00	0.00	0.00	0.00	0.00	0.00						
135	0.00	0.00	0.00	0.00	0.00	0.00	0.00	0.00	0.00	0.00	0.00	0.00						
140	0.00	0.00	0.00	0.00	0.00	0.00	0.00	0.00	0.00	0.00	0.00	0.00						
145	0.00	0.00	0.00	0.00	0.00	0.00	0.00	0.00	0.00	0.00	0.00	0.00						
150	0.00	0.00	0.00	0.00	0.00	0.00	0.00	0.00	0.00	0.00	0.00	0.00						
155	0.00	0.00	0.00	0.00	0.00	0.00	0.00	0.00	0.00	0.00	0.00	0.00						
160	0.00	0.00	0.00	0.00	0.00	0.00	0.00	0.00	0.00	0.00	0.00	0.00						
165	0.00	0.00	0.00	0.00	0.00	0.00	0.00	0.00	0.00	0.00	0.00	0.00						
170	0.00	0.00	0.00	0.00	0.00	0.00	0.00	0.00	0.00	0.00	0.00	0.00						
175	0.00	0.00	0.00	0.00	0.00	0.00	0.00	0.00	0.00	0.00	0.00	0.00						
180	0.00	0.00	0.00	0.00	0.00	0.00	0.00	0.00	0.00	0.00	0.00	0.00						

C Range: 0 - 360DEG  
C Interval: 30.0DEG  
Test Speed: HIGH  
Temperature:25.3℃  
Operators:Zoe  
Test Date:2023-2-25

Range: 0 - 180DEG  
Interval: 1.0DEG  
Test System:EVERFINE GO-SPEX500\_V1 SYSTEM V2.00.416  
Humidity:65.0%  
Test Distance:3.160m [K=1.0000]  
Remarks: LAMP:CLU028-1204C4-303H5M3-F1 Ra:90  
LENS:PM-1082C 50R  
DRIVER: 9290 028 088 350mA  
30minutes warm-up